

Optimal floor care and maintenance

FLOOR PROGRAM


Wood and laminate flooring / Parquet
Marble / Tiles / Solid surface flooring

- Sanding
- Renovating
- Cleaning
- Care & Maintenance
- Oiling
- Waxing

Surface grinding and planing system

With the **useit**-Surface grinding and planing system, Working effectively - in just one step

A metal Velcro pad, the patented MULTIHOLE **useit**-Superpad P and a single-disc machine - together they create a sanding system that completely replaces the post-sanding stages of a drum sander with 40, 60 or 80 grain - and our system achieves results that are quite simply outstanding. If you use a suitable single-disc machine, it will also save you the extra effort of using an edge sander, because the single-disc machine will sand the flooring to 20 mm in from the edges. With the **useit**-surface sanding system, you'll avoid the various grinding marks made by drum and edge sanders at the floor edges.



Sanding parquet flooring

An idea sets the standards

The patented MULTIHOLE **useit**-Superpad P pad combined with the **takeit**-Normalpad (which can also be used as a dust accumulator) guarantee a much higher level of sanding performance and much improved results when sanding parquet flooring.

These truly impressive results are achieved by combining two of our innovative products: during sanding, the very structure of the **useit**-Superpad P with its patented abrasive disc perforation ensures uninterrupted, full-surface extraction of the grit to the rear (or extraction out to the floor edges if edge sanding).

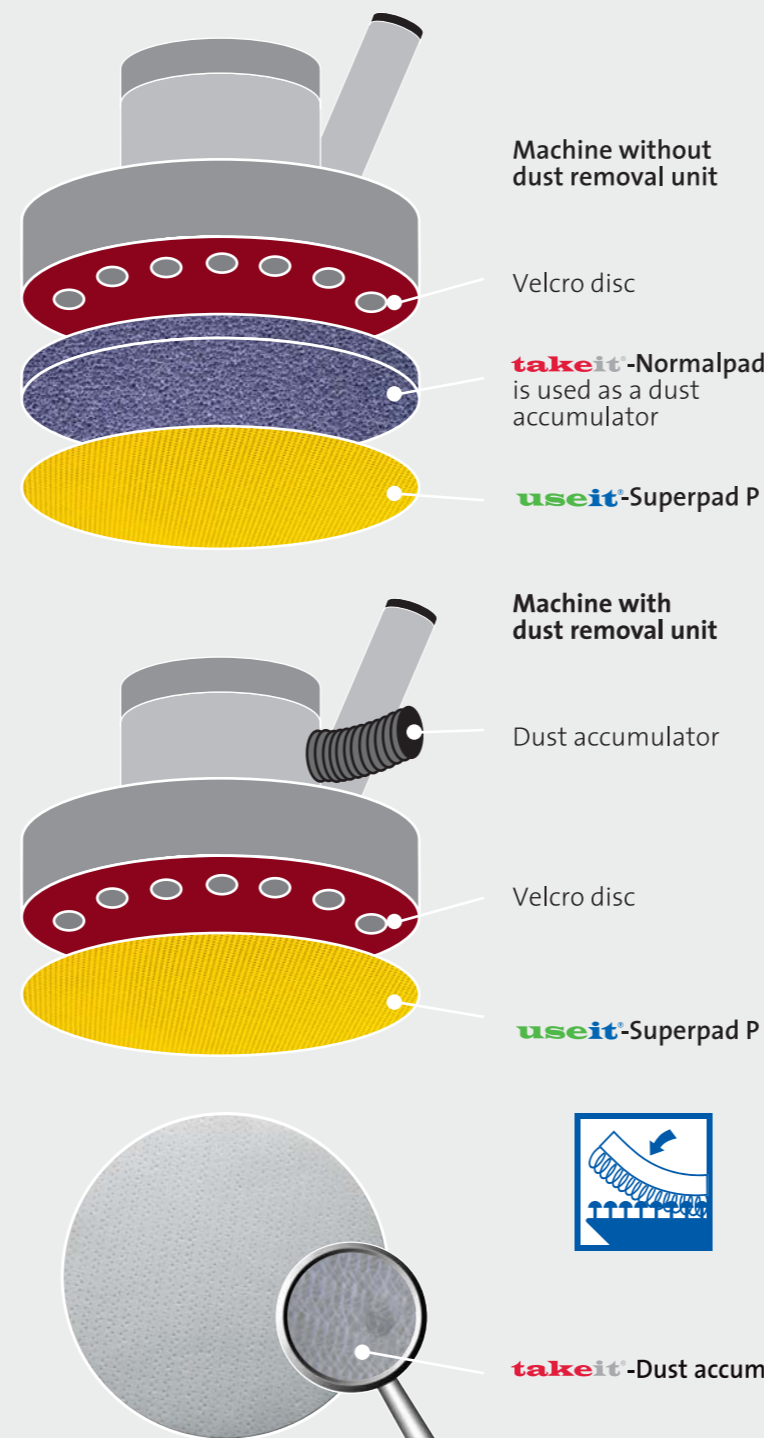
If your machine does not have a dust removal unit, the open structure of the **takeit**-Normalpad dust accumulator will collect all the dust and grit – and this abrasive disc will not clog up, thus guaranteeing an absolutely optimal sanding performance.

Optimized sanding results

The patented **useit**-Superfinishing-Pad SG eliminates unsightly defects - fast and easily. Whether you're removing dust entrapments after painting, eradicating coarse pores in wood or even making semi-gloss or high-gloss surfaces, the **useit**-Superfinishing-Pad SG gives you versatile, optimal and economical application options.

No more dust residue!

The **takeit**-Normalpad dust accumulator binds dust residue – and thanks to electrostatic charging, that residue will remain on the floor when you're finished sanding – so you can simply vacuum it up from the floor surface. Your floor is now optimally prepared for painting or sealing – and you have no dust entrapments, the removal of which usually means cost-intensive after-treatment.



Renovation of oiled surfaces

for optimal floor care and maintenance

Step 1.



Examples of applications.

Sanding and re-oiling oiled surfaces

Step 1. Sanding with **useit**-Superpad P 40

Step 2. Sanding with **useit**-Superpad P 120

Step 3. Oiling with **takeit**-Normalpad

Method:

The first step is to carefully sand the wooden floor with a MULTIHOLE **useit**-Superpad P 40 disc.

With the old oil now removed from the surface, the floor is then smoothed with a **useit**-Superpad P disc P 100 – P 150 (depending on the recommendations of the oil manufacturer)

Re-oiling can be carried out using a **takeit**-Normalpad.

Our **takeit**-Normalpad also has a fine abrasive effect, removing any remaining rough spots on the floor surface – and this wonder pad's special absorbent structure also guarantees that the new oil is evenly distributed.

Please note:

When sanding without a dust removal unit, a **takeit**-Normalpad must be placed between the machine disc and the **useit**-Superpad P – the **takeit**-Normalpad will then accumulate the dust and grit.

Step 2.



Step 3.





Cleaning and reconditioning of laminate floors

smoothly and simply

**A world first
in laminates
reconditioning**

useit®-Abrasives ... the clean solution

With our patented **useit®**-products, the perforated **MULTIHOLE Superpad P** and the **Superfinishing-Pad SG**, you can now - for the first time ever - recondition much-used, scratched and unattractive laminate floors with a single-disc machine in the shortest possible time - in a procedure that is clean and almost dust-free.

Depending on its condition, the surface is first sanded with a fine varnished sanding paper, like **Superpad P 220** or **P 360**.

Then, with the scratches gone, the flooring is again sanded and smoothed with **Superpad P 400** or **P 500** – and the finish will now range from matt to semi-gloss. In the third easy step, the flooring is repolished, using the patented **Superfinishing-Pad SG 600** or **SG 1500** (according to the degree of shine required – you can also use an even finer pad, up to **SG 3000**).

The cleaning and reconditioning of laminate floors with **useit®-abrasives** is a world first - but it's not a task for professionals only - it's so simple that anyone can do it using an easy-to-handle, commercial single-disc machine.

If you have a machine without a dust removal unit, a **takeit®-Normalpad** can be used as a dust accumulator.

Step 1.

Depending on the condition of the floor, sand with **useit®-Superpad P 220** or **P 360**

Step 2.

Sand with **useit®-Superpad P 400** or **P 500**

Step 3.

Sand with **useit®-Superfinishing-Pad SG 600** or finer, depending on the degree of shine you require.



Step 2.



Step 3.

useit®

takeit®

JÖST
a b r a s i v e s

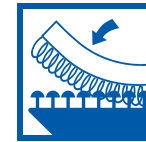
Cleaning systems

wet or dry



useit®-Superfinishing-Pad SG

The **useit®-Superfinishing-Pad SG** lets you polish and clean synthetic, laminate or parquet flooring smoothly and easily. Depending on the ground involved, the abrasive can be used in dry or wet form. Thanks to its consistently open structure, this fine-grinding and cleaning pad cannot become clogged.



The **useit®-Superfinishing-Pad SG** also enables a dry thorough cleaning - without damaging any floor sealing.



takeit®-Normalpad

Thanks to its open structure, the **takeit®-Normalpad** is capable of absorbing an extremely high amount of dirt and grime. Pad clogging is thus prevented – guaranteeing that you get an absolutely outstanding cleaning performance. It is ideal for use on synthetic, stone, oiled and waxed floors.

'Schmutz-weg'

The **'Schmutz-weg'** cleaning pad is a cleaning miracle - a pad that gives you truly amazing results.

With a completely radical and hitherto unknown design, this new and innovative cleaning pad offers an environmentally-friendly and fast way of cleaning various types of floors thoroughly and efficiently - and no chemical additives are needed – just pure water!



Recommended applications

for optimal floor care and maintenance

	Surface sanding of freshly-laid wooden flooring	Intermediate finish sanding	Renovation of oiled surfaces	Reconditioning of laminate floors	Treatment of solid surface floors	Cleaning of smooth stone floors (marble, tiles)	Cleaning of finestone floors	Reconditioning and cleaning of elastic floor coverings	Cleaning of heavily overcleaned and over-maintained floors	Further treatment of sealed parquet flooring	Oiling, waxing	Dust accumulator for appliances without dust removal unit	Removal of dust residue
Metal Velcro pad	X												
takeit [®] -Normalpad red/gray			X						X			X	
takeit [®] -Normalpad green			X									X	
takeit [®] -Normalpad gray											X	X	
takeit [®] -Normalpad violett											X	X	
useit [®] -Superpad K 36	X												
useit [®] -Superpad P 40	X		X										
useit [®] -Superpad P 60	X												
useit [®] -Superpad P 80	X	X											
useit [®] -Superpad P 100, P 120, P 150		X	X		X								
useit [®] -Superpad P 220, P 280				X	X								
useit [®] -Superpad P 320, P 360				X									
useit [®] -Superpad P 400, P 500				X	X					X			
useit [®] -Superpadfinishing-Pad SG 240									X				
useit [®] -Superpadfinishing-Pad SG 320									X				
useit [®] -Superpadfinishing-Pad SG 600				X	X	X		X					
useit [®] -Superpadfinishing-Pad SG 1200, SG 1500				X	X	X		X		X			
useit [®] -Superpadfinishing-Pad SG 1800, SG 2000					X			X		X			
useit [®] -Dust accumulator (in combination with dust removal)	X	X	X	X	X				X				X
'Dirt-Destroyer' cleaning pad (soak well before use) acc. to wood type						X	X	X					



JÖST
abrasives

JÖST GmbH
Beerfeldener Straße 77
D-69483 Wald-Michelbach / Affolterbach
Tel: ++49 (0) 6207 - 94 10-0
Fax: ++49 (0) 6207 - 24 63

www.joest-abrasives.de
info@joest-abrasives.de

